

# DN

## DECONTACTORS

From 10A to 90A



Voltage range up to 500V AC and 130V DC

IP 54 (IP 67 as an option)



- Plugs & socket-outlets with an integral switching device (IEC/EN 60309-1, clause 2.8)
- Easy handling by a simple press on the socket latch
- Load breaking capacity according to IEC/EN 60947-3, AC22
- Metal casings / for harsh conditions of use
- Interior keying system with 16 non-interchangeable positions
- Silver-nickel tipped contacts - not affected by oxidation
- Multipin versions (up to 20 contacts)
- High temperature versions available up to 130°C

### BASIC COMPONENTS

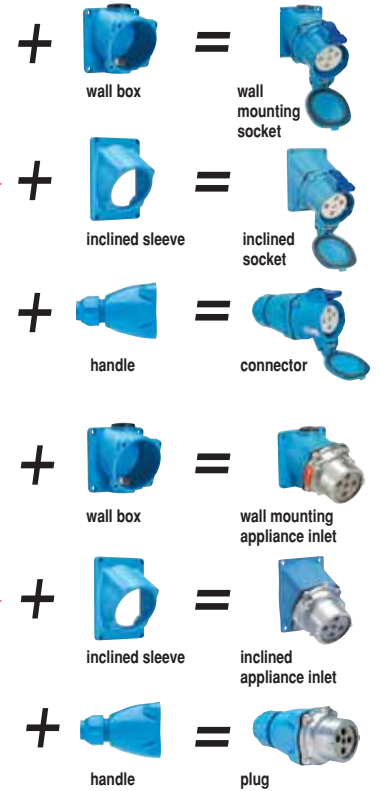
SOCKET OUTLET	A / V	CONTACTS	REF.
	10-20A / 230V	1P+N+E	19-84015
	10-20A / 400V	3P+N+E	19-84017
	16-30A / 230V	1P+N+E	19-14015
	16-30A / 400V	3P+N+E	19-14017
	32-50A / 230V	1P+N+E	19-34015
	32-50A / 400V	3P+N+E	19-34017
	63-90A / 230V	1P+N+E	19-64015
	63-90A / 400V	3P+N+E	19-64017
For additional voltages (up to 500V), other pin configurations or multicontacts, please consult us.			
INLET	A / V	CONTACTS	REF.
	10-20A / 230V	1P+N+E	19-88015
	10-20A / 400V	3P+N+E	19-88017
	16-30A / 230V	1P+N+E	19-18015
	16-30A / 400V	3P+N+E	19-18017
	32-50A / 230V	1P+N+E	19-38015
	32-50A / 400V	3P+N+E	19-38017
	63-90A / 230V	1P+N+E	19-68015
	63-90A / 400V	3P+N+E	19-68017
For additional voltages (up to 500V), other pin configurations or multicontacts, please consult us.			




socket-outlet





inlet





### ACCESSORIES


WALL BOX 20°, METAL		
SIZE / ENTRY	REF.	
for 10-20A / M25	19-8A053-418	
for 16-30A / M25	19-1A053-418	
for 32-50A / M32	19-3A053-419	
for 63-90A / M40	19-6A053-420	

WALL BOX 70°, METAL		
SIZE / ENTRY	REF.	
for 16-30A / M25	87-3A053-418	
for 16-30A / M32	87-3A053-419	
for 32-50A / M40	87-6A053-420	
for 63-90A / M50	87-9A053-429	

INCLINED SLEEVE 30°, METAL		
SIZE	REF.	
for 10-20A	19-8A027	
for 16-30A	19-1A027	
for 32-50A	19-3A027	
for 63-90A	19-6A027	

INCLINED SLEEVE 70°, METAL		
SIZE	REF.	
for 16-30A	87-3A087	
for 32-50A	87-6A087	
for 63-90A	87-9A087	

STANDARD HANDLE		
SIZE / TYPE / ENTRY	REF.	
for 10-20A / Poly / 8-23 mm	19-8A013	
for 16-30A / Poly / 8-32 mm	19-1A013	
for 32-50A / Poly / 14-39 mm	19-3A013	
for 63-90A / Poly / 18-49 mm	65-9A013...	

METAL HANDLE		
SIZE / ENTRY	REF.	
for 10-20A / M25	19-8A953-25M	
for 16-30A / M25	19-1A953-25M	
for 32-50A / M32	19-3A953-32M	
for 63-90A / M40	19-6A953-40M	

### CURRENT

### LOAD BREAKING CAPACITY

		Max. conductor cross-section in mm <sup>2</sup>			
		440V	500V	flexible	stranded
<b>DN8</b>	20A	20A	10A	6	6
<b>DN1</b>	30A	30A	16A	10	10
<b>DN3</b>	50A	50A	32A	10	16
<b>DN6</b>	90A	90A	63A	25	35



Member of the Butt-Contact electrical connectors  
Manufacturers Association (BECMA)



**ISV INDUSTRIE STECK-VORRICHTUNGEN GMBH**

Im Lossenfeld 8 · D 77731 WILLSTÄTT-SAND (Germany)  
Tel.: +(49) (0) 78 52/91 96 0 · Fax: +(49) (0) 78 52/91 96 19  
[www.isv.de](http://www.isv.de) / E-Mail: [info@isv.de](mailto:info@isv.de)

**PARTNERS AND  
DISTRIBUTORS IN:**

Austria  
Croatia  
Czech Republic  
Denmark  
Estonia  
Hungary  
Latvia  
Lithuania  
Macedonia  
Poland  
Romania  
Russia  
Slovakia  
Slovenia  
Sweden  
Switzerland

Your  distributor: